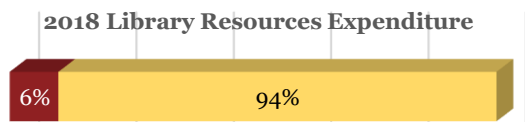




# Library Factsheet

## LIBRARY COLLECTION (DEC 2018)

Total print volumes	1,201,195
Items in the Automated Retrieval Collection	912,832 (76%)
E-Books & other electronic titles	873,322
Current journal titles	>75,000



■ Print resources expenditure ■ Electronic resources expenditure

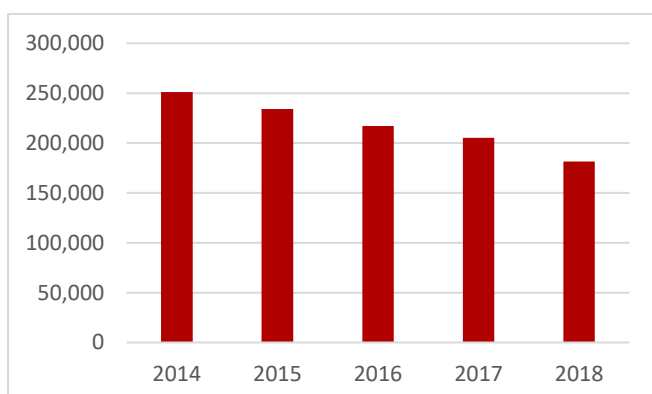
## LIBRARY FACILITIES (JAN 2019)

Number of libraries	1
Hours open per week of session (staffed hours)	122 (86)
Containers in the Automated Retrieval Collection	17,394
Number of seats	2,200
Number of public access computers	75
Number of loanable Ultrabooks	70

## LOANS (ANNUAL FIGURES 2018)

Total loans	149,496
ARC loans as percent of total	15%
Interlibrary loans received from other libraries	5,691

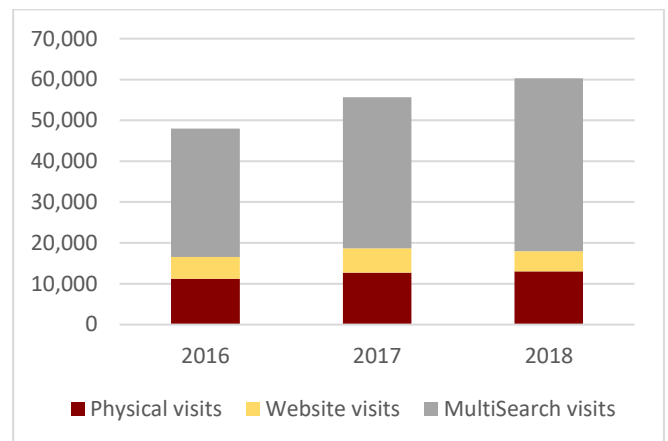
## LOANS & RENEWALS 2014-2018



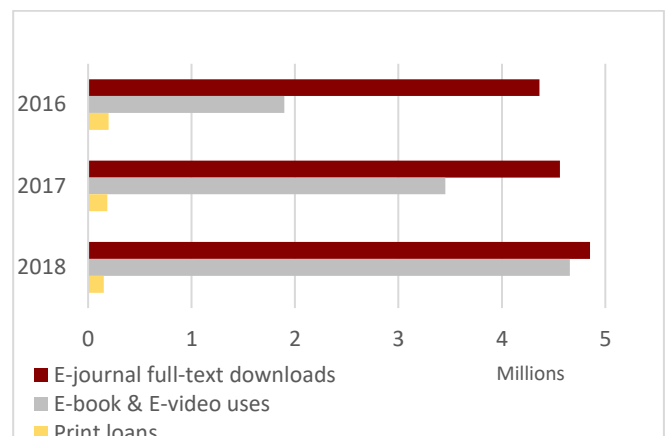
## USAGE (ANNUAL FIGURES 2018)

Total electronic usage	>23,000,000
Library searches (MultiSearch)	15,446,053
Physical visits (door entry count)	2,315,984
Library/Learning Skills workshops	
Sessions	298
Attendees	13,909
Library/Learning Skills Consultations	2,834
Face-to-face enquiries	48,163
Virtual enquiries (phone, email, chat)	8,060

## ACTIVITY ON A PEAK DAY (1ST THURSDAY IN MAY)



## RESOURCE USAGE 2016-2018



Version date: 18/1/2019



### FIND OUT MORE

Macquarie University Library NSW 2109 Australia  
 T: +61 (2) 9850 7500  
<http://www.mq.edu.au/library>  
 CRICOS Provider No 00002J

