



Pre-Departure and Arrival

WELCOME PACK FOR STUDY ABROAD AND EXCHANGE STUDENTS

TRAVELLING TO AUSTRALIA

THINGS YOU SHOULD REALLY KNOW FROM THE START

PASSPORT

Your passport must be valid for at least another 6 months at the time of arrival into Australia.

VISA

You are required to have a student visa to study full-time. Make sure you have a valid visa when entering Australia and obey your visa conditions during your studies. Have a hard copy of your visa in case required by airlines and customs inspections.

COE

You will need your electronic Confirmation of Enrolment (eCoE) including Letter of Offer and receipts of your tuition payments.

OVERSEAS STUDENT HEALTH COVER

Overseas Student Health Cover (OSHC) a requirement for entry to Australia, so make sure you have your health cover policy arranged before you leave home. The policy must cover the full length of your visa duration. Once you arrive in Australia, make sure you update your insurance provider with your details in Australia to validate the cover. Macquarie's preferred OSHC provider is **Medibank**.

PLANE TICKET

It is suggested to book your ticket(s) well in advance and to arrive a few days before Orientation Week, this way you can fight the jetlag and adjust to climate and new surroundings.

BORDER CONTROL

When entering Australia, you must declare all goods which are subject to the restrictions imposed by the Department of Immigration and Border Protection. For a full list visit the **Home Affairs website**.

IMMIGRATION CARD

You will need to fill this out before entering the country of Australia. You will receive this card at the end of your flight, and it is wise to fill it out whilst on board before you disembark. Please fill this card out carefully and accurately, and you will be asked to give it to an immigration official who will direct you from there.

OTHER IMPORTANT DOCUMENTS

You should also have electronic copies and certified copies of your previous academic transcripts and certificates ready in case further academic approval is required.

PHONES

SIM cards can be purchased at the airport without a lock-in contract. Please see page 3 for more information.

TRANSPORT WITHIN SYDNEY

You will need an **OPAL card** (public transport smart card) to travel via public transport within Sydney. These can also be purchased at the airport.

VOLTAGE

The voltage in Australia is 240v.

STUDENT GUIDE

A free international student guide can be found at **insiderguides.com.au**.

ATMS/ CASH

Automated teller machine (ATMs) are located throughout the terminals if you wish to withdraw cash (Australian dollars). You will also find currency exchange companies at the airport.

TRANSPORT OPTIONS FROM THE AIRPORT

- **Airport pick-up:** For your first time arriving as a Study Abroad and Exchange student of Macquarie University, we offer **free airport pickup service** to new students. Please submit the form at least 3 working days before arrival. Also, the NSW International Student Airport Welcome Desk is now open Mon - Fri, 7.30am - 1.30pm, to greet students arriving at Sydney Airport.
- **Taxi:** You can access taxis when you arrive at the airport. You'll find taxi ranks at the front of all terminals – simply follow the signs to the nearest taxi ranks.
- **Train:** Sydney Airport is located just 13 minutes by train from the city. **Airport Link** offers a fast and convenient way to reach the city and suburbs, with trains running approximately every 10 minutes. You will need an Opal card to use this service.

LIFE ON THE CHEAP

TIPS FOR STRETCHING YOUR BUDGET

LIVING COSTS

Check out Macquarie's **Living Expenses** page for more information.

Rent: AU\$200 - AU\$570 per week

Food & Groceries: AU\$100 - AU\$250 per week

Public Transport: AU\$50 cap on OPAL

FOOD SHOPPING

- Shopping at the end of the day allows you to pick up bargains.
- Use reward cards and check the unit prices to save some money.
- Take advantage of a freezer by freezing meat you bought on sale, buying frozen vegetables and freezing left-over bread.

HEADING OUT

- Midweek is a prime time for student discounts such as cheap movie tickets and pub meal specials.
- Check university union as there might be free events, discounted vouchers, competitions and giveaways.

ACCOMMODATION IN SYDNEY

FIND THE PERFECT PLACE TO LIVE WHILE YOU STUDY

There are 6 accommodation providers on or around the campus including:

- Central Courtyard Accommodation
- Robert Menzies College
- Dunmore Lang College
- Morling Residential College
- Iglu Chatswood
- Dayman Apartments

On-campus accommodation is limited and is on a first-come first-served basis. Please **apply online** as soon as possible. Note: COE is mandatory to secure a place.

RENTING PRIVATELY – HOW TO RENT A PROPERTY

- Inspect the property
- Upon decision, you will need to hand in the following documents:
 - References
 - Bank account details with funds
 - Copy of passport
 - Copy of driver license
- If your application has been successful, you will have to put down a bond (usually 2 – 4 weeks of rent)
- Fill out a condition report, photograph and mark existing damage on the report
- Carefully read the contract, obtain and keep a copy of the contract, learn who is responsible for utilities
- Pay attention to details, e.g. length of lease, etc.
- Useful websites :
 - **flatmates.com.au**
 - **realestate.com.au**
 - **domain.com.au**



INTERNET AND WIFI

PRIVATE

Below are the popular network providers in Australia: Telstra, Optus, Vodafone, Virgin, Lycamobile

ON CAMPUS

You will be able to access Macquarie's wireless network, Macquarie OneNet, for free while on campus using your OneID and password. It allows multiple devices to be logged in using the same OneID details.

MOBILE PHONES PREPAID VS. PLAN

SIM CARDS

Make sure your mobile phone isn't locked to your current provider and unlocked for international use. Simply ask your local provider for details.

If your phone is unlocked, you can choose either a prepaid or plan option from one of the 3 major telecom providers: Telstra, Optus and Vodafone Australia.

telstra.com.au

optus.com.au

vodafone.com.au

BANKING IN AUSTRALIA

There are four major banks in Australia: NAB, ANZ, Westpac and The Commonwealth Bank of Australia

SETTING UP AN ACCOUNT

You will need to provide the bank of your choice with photo ID, proof of enrolment and proof of Australian address (e.g. lease agreement). You can set-up an Australian bank account while you are still offshore.

ELECTRONIC PAYMENT

Electronic payment (bank cards, credit cards etc) and cash* are both widely accepted among businesses in Australia.

*AUD 10,000 cash or more needs to be declared to the Australian customs upon arrival in Sydney.

TRANSFERRING FUNDS

Making a transaction is easy. Simply ensure you have all the required codes and the correct account numbers.

INTERNET BANKING

Monitor and manage your funds regardless of your location. All 4 banks offer apps through which you can manage your banking too.




PHOTO: BERNIE PHELAN

BEING NEW TO MACQUARIE UNIVERSITY

Main study period for an academic year:

- Session 1: February – July
- Session 2: July – December

KEY DATES

IMPORTANT DATES FOR SESSION 1, 2024

DATE	ACADEMIC CALENDAR
12 - 16 February 2024	Kickstart Week
19 February 2024	Session 1 commences - first day of classes
3 March 2024	Last day to add and drop a unit for exchange and study abroad students*
15 - 28 April 2024	Mid-session break
29 April 2024	Session 1 resumes
3 - 21 June 2024	Exam period
21 June 2024	Session 1 ends

*If you are under a Study Abroad program and wish to add/drop units, please email exchange.studyabroad@mq.edu.au at least 7 working days before last date of enrolment (3rd March 2024).

KEY SESSIONS

12 - 16 February 2024

Kickstart Week – DO NOT MISS

13 February 2024 (Mandatory)

Exchange & Study Abroad Welcome Session

15th February 2024 (Mandatory)

Macquarie Quest

ALL WEEK!

Fun activities! Register for your orientation activities. The full program for Kickstart Week and O-Week and registration for events will be available on our [Orientation](#) page early 2024.

We will hold an online pre-departure webinar leading up to session commencement!

OUR MACQUARIE JOURNEY STARTS HERE



MEET NEW FRIENDS



MEET THE MENTORS



JOIN A SOCIETY



ACTIVATE ALL YOUR ACCOUNTS



MEET YOUR FACULTY



JOIN AN ASSOCIATION



SCHEDULE YOUR STUDY PLAN



NAVIGATE THE CAMPUS



UNDERSTAND THE SERVICES AVAILABLE

APP

Download the Orientation Week App to view the program, register for activities and keep up-to-date with what's happening on campus during O-week. More information will be provided on the app in an email to your student account shortly.

ENROLMENT

ENROLMENT PROCESS


You will need your One ID to enrol (Student ID number, can be found on top right corner of your offer letter).

PROCESS FOR EXCHANGE STUDENTS ONLY (NOT APPLICABLE FOR STUDY ABROAD STUDENTS)

APPROVAL REQUEST PROCEDURE FOR EXCHANGE STUDENTS

Once you have done your research on the **handbook** and **unit guide** and know which units you would like to study, you can enrol into the units. You will need to apply for **special approval** for units that have **prerequisites**. Please note that units on the **restricted list** are not available for Exchange students. To submit your special waiver request, please login to ask.mq.edu.au.

STILL STUCK?

- Watch our Prerequisite waiver process video tutorial [here](#) 
- Email exchange.studyabroad@mq.edu.au
- Attend the Study Abroad and Exchange Welcome Session during Kicksart Week
- Seek help from Service Connect (18 Wally's Walk)

TIME TO STUDY

- You are required to enrol into a minimum of 3 units and a maximum of 4 units per session. Please make sure to check with your home university the number of units you will need to enrol in at Macquarie University. As an international student, you can study up to 1/3rd of your course online.
- Attend your lectures and tutorials
- Use iLearn to access all learning material
- Make sure you take good use of **student support services** such as: service connect, mentors and buddies, PAL and PASS programs, library, student wellbeing

GETTING TO CAMPUS

TRANSPORT OPTIONS

Getting to Macquarie University and exploring the city's neighbourhood is convenient – with several safe, efficient and easy to use transportation options to choose from.

TRAIN/METRO

Macquarie University to Central – easy!

BICYCLE


Stay Healthy and ride.

BUS

Macquarie Centre is a bus hub.

CAR

Plenty of parking around campus.



UNDERSTAND YOUR VISA

RULES OF YOUR STUDENT VISA

COURSE DURATION, STUDY LOAD AND PROGRESSION

You are required to complete your course within a set period of time indicated on your eCoE. This means you must be enrolled full time study load unless you have special permission, and you must maintain a 'minimum rate of progress' = 50% pass of units.

CHANGE OF ADDRESS OR CONTACT DETAILS

Always update your details on **eStudent**.

PART-TIME JOB

While on a student visa, you can work up to 48 hours a fortnight during the session and unlimited hours during session break.

More information on visa conditions can be found online or/and you can contact our Student Advocacy & Support Team on-campus.

homeaffairs.gov.au/trav/stud

WORKING IN AUSTRALIA

TFN (TAX FILE NUMBER)

Getting a TFN is very important. This ensures you get taxed at the correct rate for the amount of work you're doing. You can have more information **here**.

CAREERS SERVICE

Student jobs database: **Visit EMPLOYABILITY CONNECT**

JOB BOARDS ON EXTERNAL SITES

- Recruitment Agencies (you don't pay a fee)
- Newspapers (local and national)
- Professional Associations
- Personal contact
- Visit one of the following websites to find jobs online:
 - **seek.com.au**
 - **au.indeed.com**
 - **spotjobs.com.au**
 - **au.jora.com**

CAREER AND EMPLOYMENT SERVICE

REGISTER ON CAREERHUB

Search for jobs, book appointments, and register for events, visit the Career and Employment Service.

CAREER CONSULTATIONS

Career advice, job application reviews, mock interviews and more!

SKILLS WORKSHOPS

Resume writing, interview skills, online applications, etc.

E: careers@mq.edu.au

GETTING WORK EXPERIENCE

BOOST YOUR EMPLOYABILITY FROM DAY 1

Be aware that Australia has laws guaranteeing basic workplace rights, including minimum pay.

VOLUNTEERING AND INTERNSHIPS

These are also a great way to gain experience. You will be able to develop soft skills, improve on your communication skills and integrate more with your new community. Your internship may also lead to employment with the organisation after you graduate.

GETTING TO CLASSES

Please see the campus map at end of this document. You can find more maps **here**.



HEALTH & FITNESS

HEALTHY BODY, HEALTHY MIND

Don't forget to take care of your body. A healthy body, nutritious diet and active lifestyle help a lot in making yourself productive and alert as a student.

Take advantage of our **Sports and Aquatic Centre** on campus for your fitness needs.

STUDENT GROUPS

RUN BY STUDENTS, FOR STUDENTS

WHY JOIN?

- Find people you click with and who share similar passions and interests as you
- Opportunity to meet people and build your network
- Personal skills development – communication and teamwork
- Social and learning support from fellow students
- Choose from over 100 **student groups** on campus. If you can't find a group that's of interest to you, you're free to start your own.

GLOBAL LEADERSHIP PROGRAM

STAND OUT FROM THE CROWD

Studying at Macquarie will give you more than just a degree; it will provide a life-changing experience and build the foundations for a satisfying career.

AWARD WINNING PROGRAM

Macquarie's **Global Leadership Program (GLP)** has been recognised as Australia's flagship tertiary global leadership program, receiving the prestigious 2017 Institute of International Education award for Innovation in International Education – 'Internationalising the Campus', as well as the StudyNSW (NSW Government) 2018 International Student Community Engagement Award.

ENHANCE YOUR STUDY EXPERIENCE

As a Study Abroad or Exchange student, you'll have the opportunity to join Macquarie's GLP. The GLP will provide you with unique opportunities to enhance your study experience by developing important leadership and intercultural skills. You will develop new friendships and grow your networks while becoming part of the Macquarie campus community.

YOU WILL BE ABLE TO:

- easily complete the program over one, or two semesters
- choose four workshops (Colloquia) from a variety of topics
- attend free GLP keynote speaker events where you'll hear from senior diplomats, innovators, and leaders

OPTIONAL EXTRAS INCLUDE:

- day trips to multicultural areas of Sydney
- a four day conference held in Canberra (Domestic Symposium)

There is no cost to join or complete the GLP, and there are no assessments or academic entry requirements. Students who complete the program requirements receive a certificate, GLP transcript and reference letter. Please note, some optional activities may incur a subsidised cost and require a competitive application. To join the GLP, register for a Welcome Session via thrive.mq.edu.au and log in using your One ID and password.

Find out more at mq.edu.au/glp



SAFETY ON CAMPUS

The University offers a complimentary shuttle bus service around the Campus during semester. Hop on or off wherever you choose and use the service as much or as little as you like.

- It's FREE for all students
- It operates on Monday to Friday during semester from 4pm to 12.30am, meaning you can use the service to transport you to and from Buildings, the Hub, train station and student accommodation
- The shuttle bus follows several routes and operates every 30 minutes so it's very easy to get where you need to go.

You can get more information on the shuttle bus **here**.



1800 CARE MQ

Call for on campus emergencies.



SECURITY ON CAMPUS

Find out about many ways our security service can help keep you safe on campus.



SHUTTLE BUS

The Shuttle Bus follows a loop around campus between 4pm and 12am, Monday to Friday during the semester.



EMERGENCIES

What to do in the case of different types of emergency on campus.



ALERTS

Register your email address or mobile phone number to receive emergency messages instantly.



000 (TRIPLE ZERO)

Australia-wide emergency contact number if you need police, fire or ambulance.



EMERGENCY + APP

Free app developed by Australian emergency services. It uses GPS functionality to get to you fast and could save your life.

PRE-DEPARTURE CHECKLIST

Kickstart Week - 17 July, Class Commencement - 24 July

CHECKLIST

- Inform Health Insurance office with your Sydney address
- Passport that has at least 6 months validity & Student visa
- Personal documents such as Driver's license/National ID
- A laptop
- A mobile phone, charger and an Australian power adapter
- Cash (Australian Dollars) for emergency and shopping
- Medication (prescription is must), if required
- Clothing
- Confirm the enrolment and class timetable
- Pack your own bags
- Pick up on arrival and accommodation
- Plenty of enthusiasm and excitement

SOCIAL MEDIA

FOLLOW US, SHARE WITH US AND ALWAYS STAY UP-TO-DATE

 [@macquarieuni](https://www.instagram.com/macquarieuni)

 [facebook.com/macquarieuni](https://www.facebook.com/macquarieuni)

 [youtube.com/MacquarieUniversity](https://www.youtube.com/MacquarieUniversity)

 [weibo.com/mquni](https://www.weibo.com/mquni)

CONTACTS

CONTACT FOR EXCHANGE & STUDY ABROAD STUDENTS

E: exchange.studyabroad@mq.edu.au

Should you face any important issue you can meet us:

- Book an appointment to speak with us **here**.
- For emergencies only, by coming to the reception of Global and Domestic Student Recruitment (8 Sir Christopher Ondaatje Avenue) during working hours



MACQUARIE
University
SYDNEY · AUSTRALIA



Legend

- STREET NUMBER & FRONT ENTRY
- ACCESSIBLE ENTRY
- PATHWAYS
- ROADS
- SHARED ZONES
- FACULTY/THEATRE
- OTHER BUILDINGS
- CONSTRUCTION ZONE
- PARKING
- SECURITY
- CAFE/RESTAURANT
- BUS STOP
- METRO STOP
- BOOM GATE
- ELECTRIC VEHICLE CHARGING BAYS
- AED DEFIBRILLATORS

